

Texoma Economic Development District

HOUSING OVERVIEW



TEXOMA COUNCIL OF GOVERNMENTS



Prepared by Mysidewalk.com with assistance and funding from the Economic Development Administration (EDA), U.S. Department of Commerce

Texoma Council of Governments
June 2022

Housing Overview



Use local data to gain insights into local housing characteristics. This report provides an overview of home value, occupancy, and housing conditions.

Home Value

Median Home Value

\$161,760

USD

Texoma 3 counties

\$166,700

USD

Cooke County, TX

↑ 3.1%

\$152,400

USD

Grayson County, TX

↓ 5.8%

\$139,200

USD

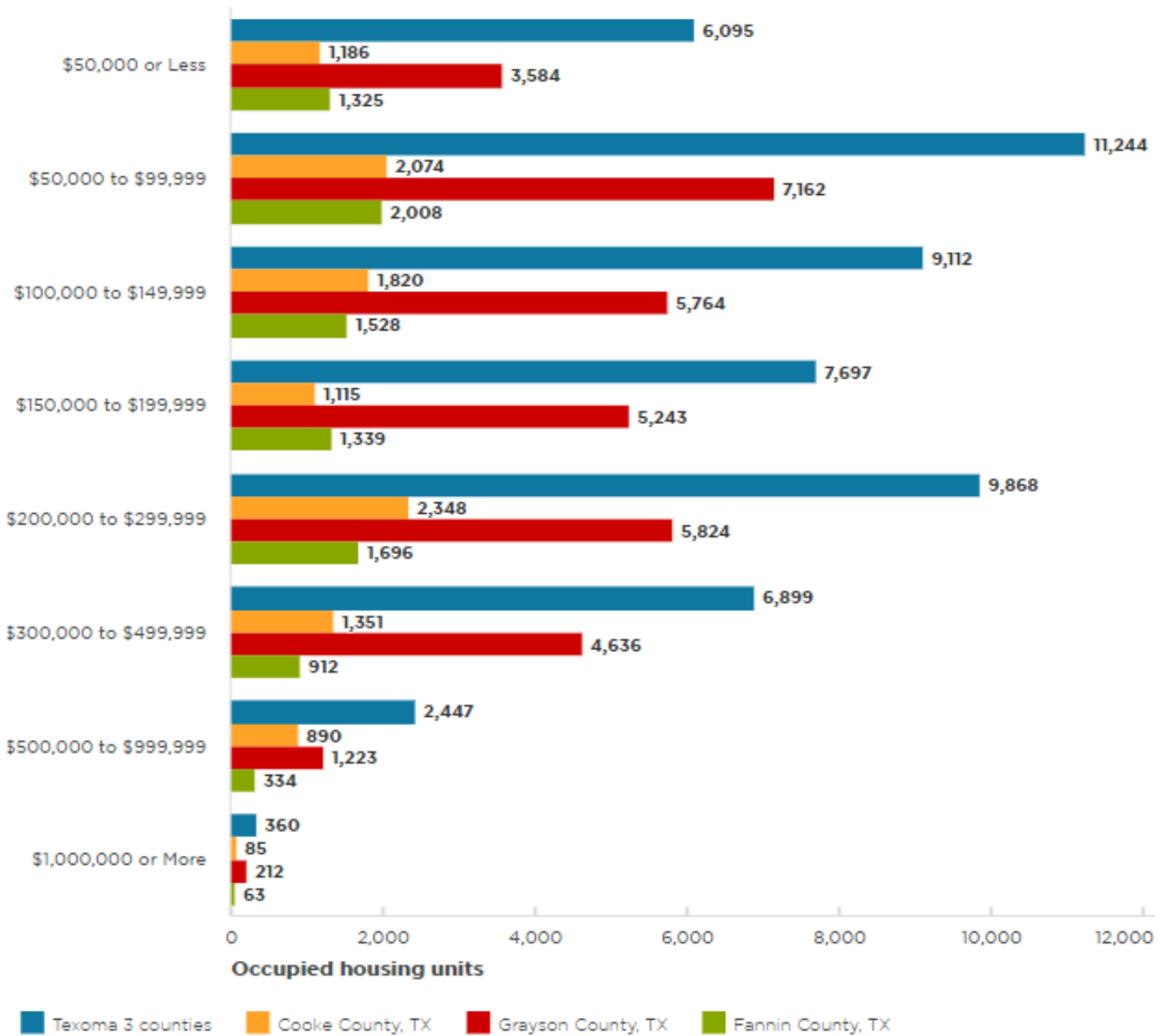
Fannin County, TX

↓ 13.9%

*% Diff. shows the *percentage increase or decrease* as compared to the original geography.

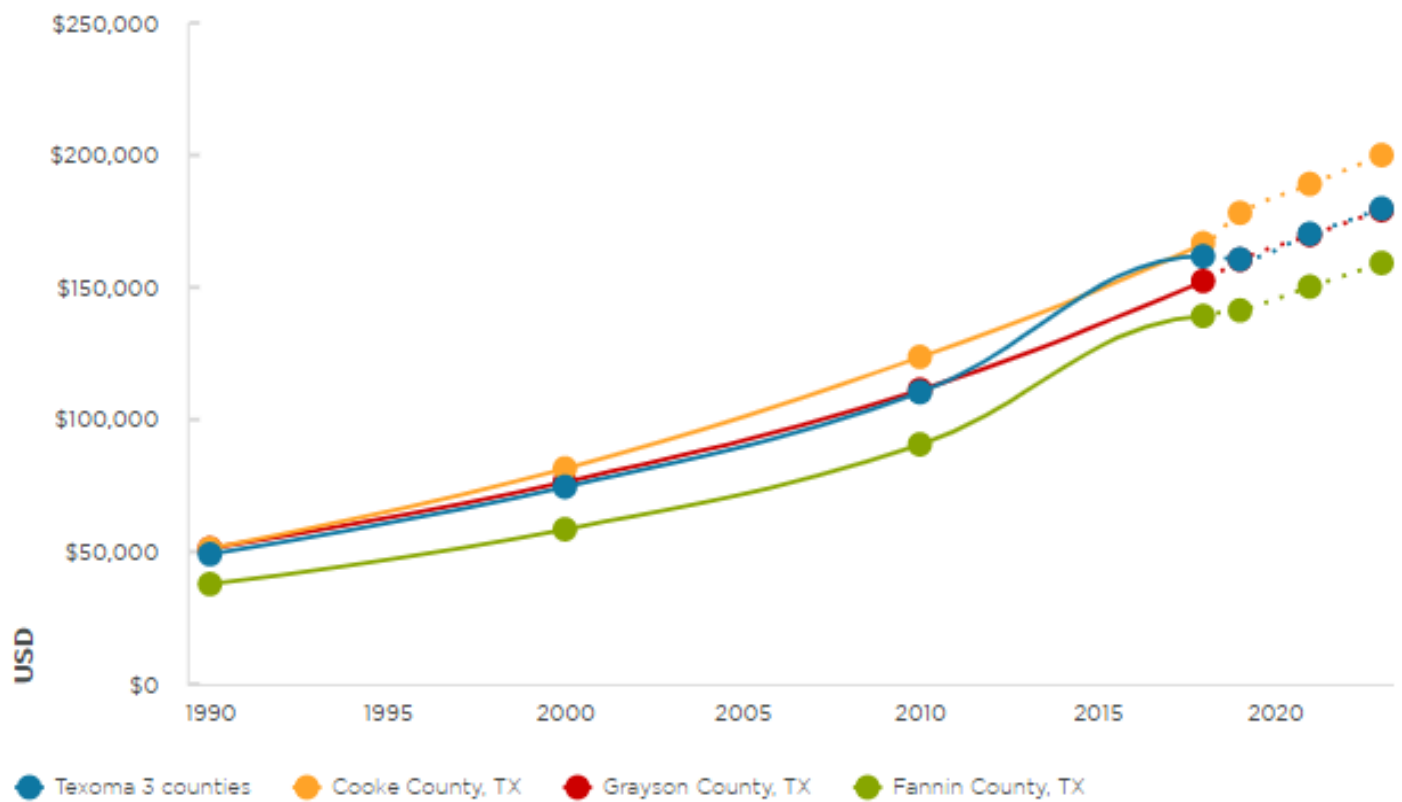
Sources: US Census Bureau ACS 5-year 2016-2020

Home Value



Sources: US Census Bureau ACS 5-year 2016-2020

Time Series: Median Home Value



Sources: US Census Bureau; US Census Bureau ACS 5-year

Housing Unit Overview

Housing Units

Total Housing Units	Housing units
Texoma 3 counties	88,213
Cooke County, TX	16,986
Grayson County, TX	56,749
Fannin County, TX	14,478

Total Housing Units	Housing units
Texoma 3 counties	84,524
Cooke County, TX	16,606
Grayson County, TX	53,727
Fannin County, TX	14,191

Total Housing Units	Housing units
Texoma 3 counties	76,264
Cooke County, TX	15,062.2
Grayson County, TX	48,315
Fannin County, TX	12,886.8

Total Occupied Housing Units	Occupied housing units
Texoma 3 counties	77,248
Cooke County, TX	15,530
Grayson County, TX	49,327
Fannin County, TX	12,391

Owner Occupied Housing Units

Occupied housing units

Texoma 3 counties	53,722
Cooke County, TX	10,869
Grayson County, TX	33,648
Fannin County, TX	9,205

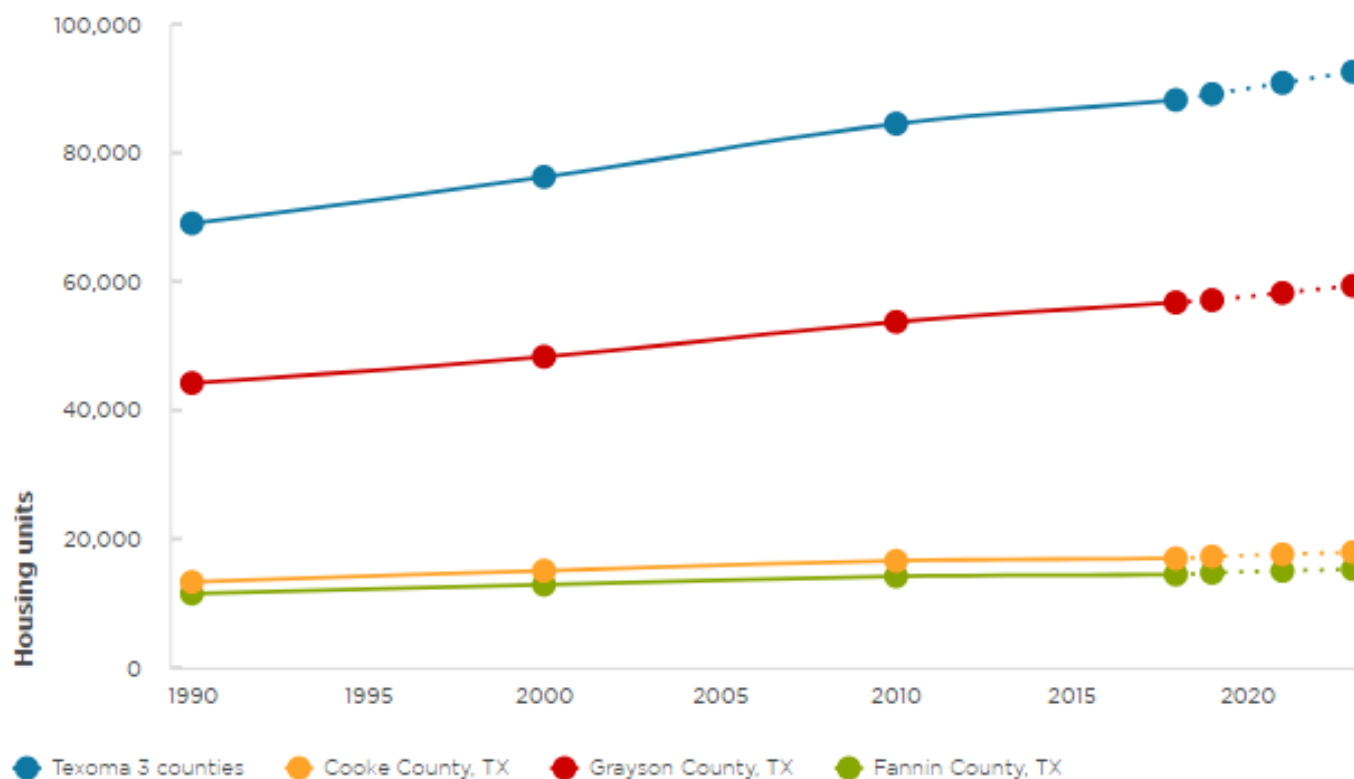
Total Renter Occupied Housing Units

Occupied housing units

Texoma 3 counties	23,526
Cooke County, TX	4,661
Grayson County, TX	15,679
Fannin County, TX	3,186

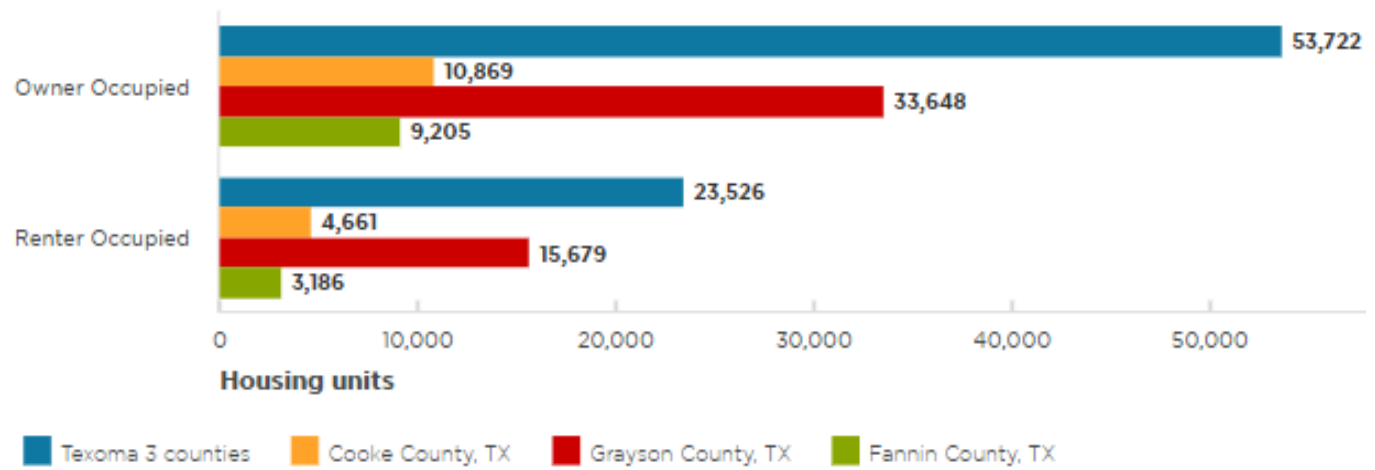
Sources: US Census Bureau 2000, 2010; US Census Bureau ACS 5-year 2016-2020

Time Series: Housing Units



Sources: US Census Bureau; US Census Bureau ACS 5-year

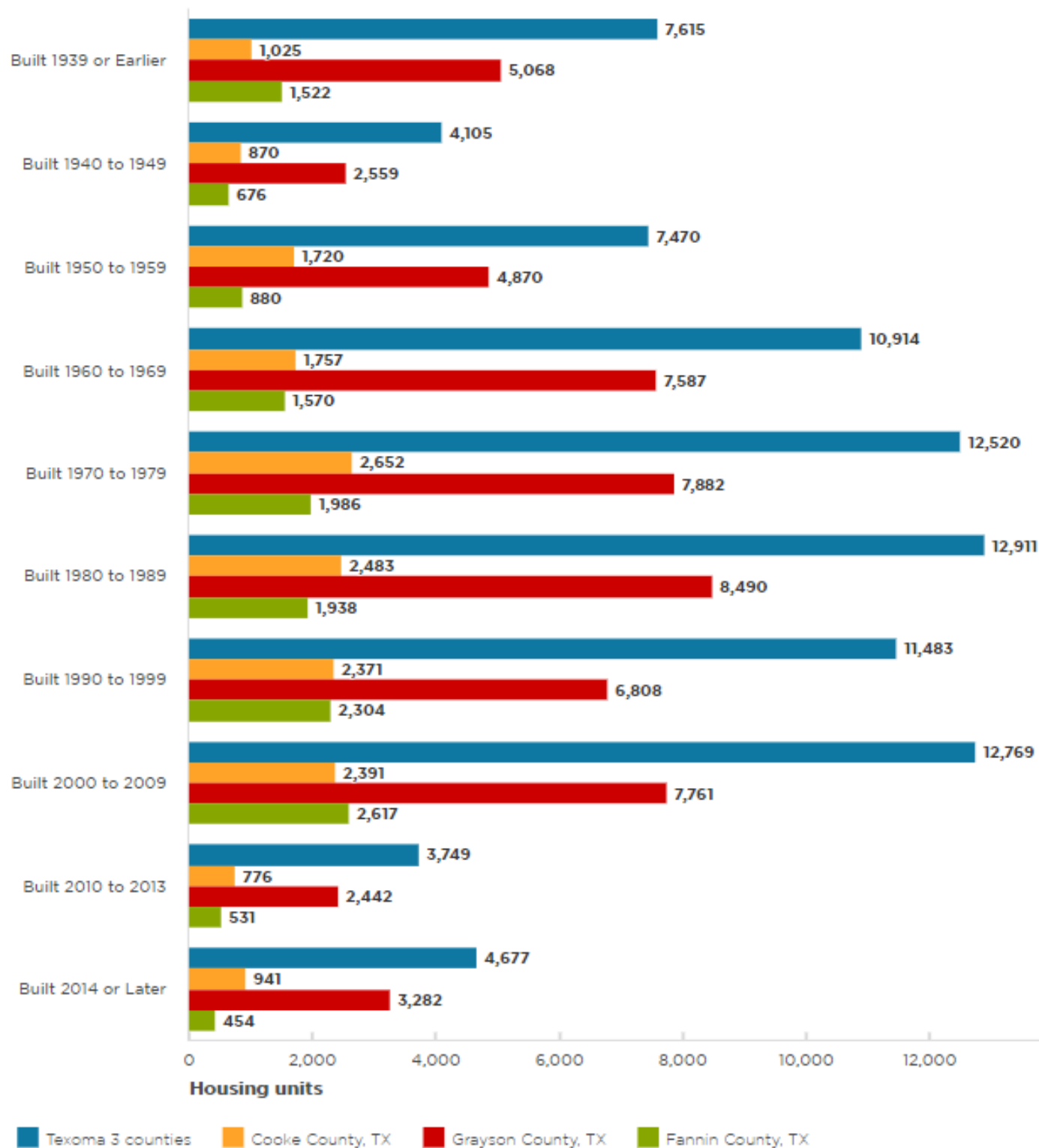
Owner vs Renter Occupied



Sources: US Census Bureau ACS 5-year 2016-2020

Housing Conditions

Building Age of Housing Units



Sources: US Census Bureau ACS 5-year 2016-2020

Housing Conditions

Overcrowded Housing Units

2,057

Housing units

Texoma 3 counties

633

Housing units

Cooke County, TX

1,119

Housing units

Grayson County, TX

305

Housing units

Fannin County, TX

Housing Units Without Complete Plumbing

1,835

Housing units

Texoma 3 counties

180

Housing units

Cooke County, TX

1,240

Housing units

Grayson County, TX

415

Housing units

Fannin County, TX

Housing Units Without Complete Kitchen Facilities

2,860

Housing units

Texoma 3 counties

306

Housing units

Cooke County, TX

1,707

Housing units

Grayson County, TX

847

Housing units

Fannin County, TX

Vacant Housing Units

10,965

Housing units

Texoma 3 counties

1,456

Housing units

Cooke County, TX

7,422

Housing units

Grayson County, TX

2,087

Housing units

Fannin County, TX

Sources: US Census Bureau ACS 5-year 2016-2020