

Texoma Economic Development District

DIGITAL INCLUSION



TEXOMA COUNCIL OF GOVERNMENTS



Prepared by Mysidewalk.com with assistance and funding from the Economic Development Administration (EDA), U.S. Department of Commerce

Texoma Council of Governments
June 2022

Digital Inclusion

An analysis of the digital divide and where to close the gap.



Digital connectivity is necessary for students, parents, and the general public to access the resources needed for schooling, social services, and work. However, not everyone has equal access to digital technology and services. A quality internet connection, for example, requires purchasing multiple devices and paying monthly service providers. Not every household can afford those expenses. Additionally, there are gaps in how children and adults access, learn, and utilize digital technologies in their lives. This means millions of people in the United States are still excluded from connecting digitally.

This report explores digital inclusion helping answer 3 questions:

1. **Where is the digital divide?**
2. **What factors impact the digital divide?**
3. **Who are most negatively impacted?**

Where is the digital divide?

Households without access to both a computer and an internet service provider are excluded from digital connection. Additionally, those with smartphones as their only computer are limited to mobile-only experiences and are excluded from tasks requiring larger screens and improved functionality. The data presented below helps target where these divides exist.

Where is the digital divide?

Households without access to both a computer and an internet service provider are excluded from digital connection. Additionally, those with smartphones as their only computer are limited to mobile-only experiences and are excluded from tasks requiring larger screens and improved functionality. The data presented below helps target where these divides exist.



Page 1 of 2



Internet and Computer Access



No Internet Access

17%

of total households

Texoma 3 counties

17.8%

of total households

Cooke County, TX

15.9%

of total households

Grayson County, TX

20.5%

of total households

Fannin County, TX

No Computer

10.4%

of total households

Texoma 3 counties

12.4%

of total households

Cooke County, TX

9.5%

of total households

Grayson County, TX

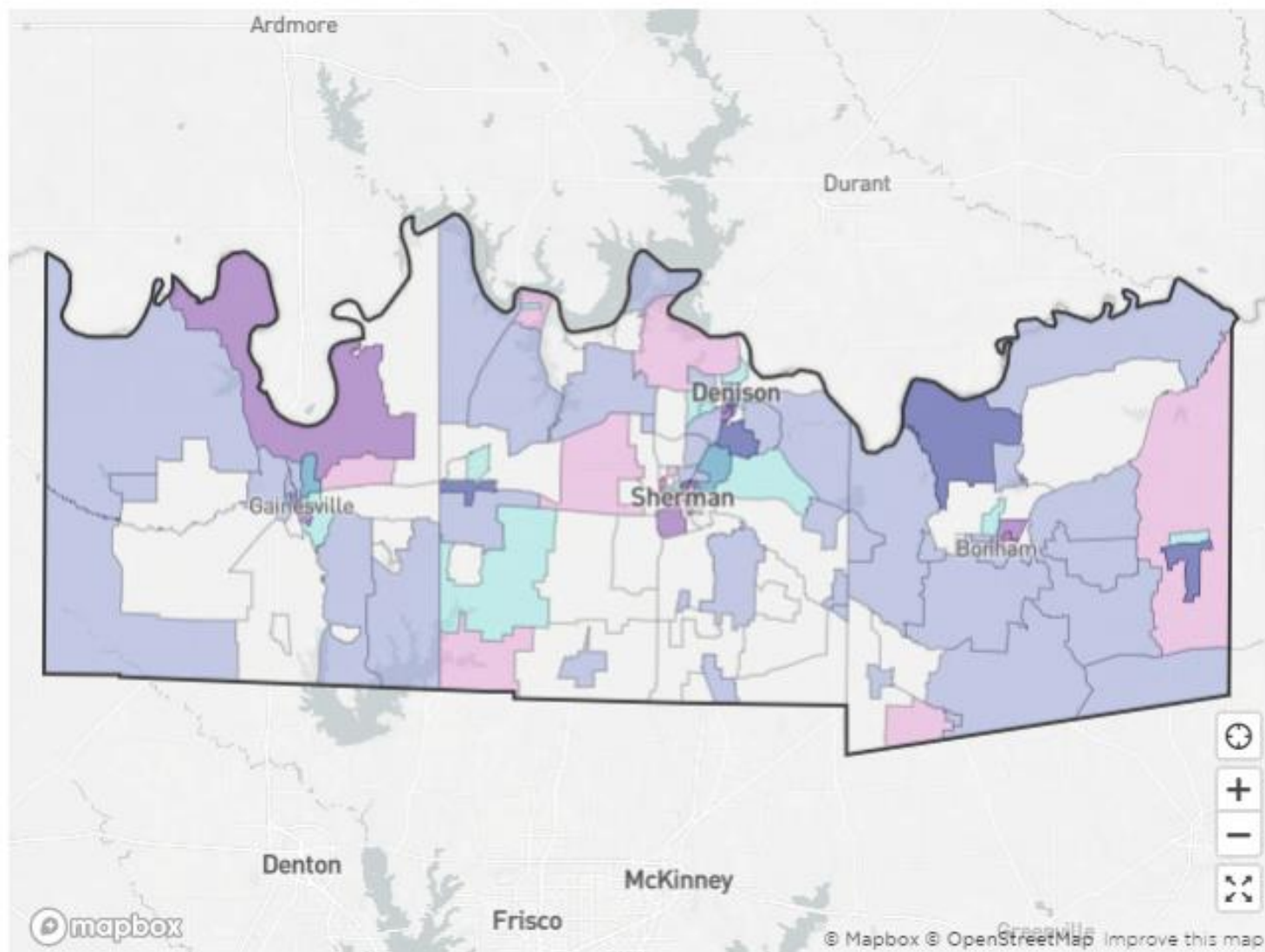
11.6%

of total households

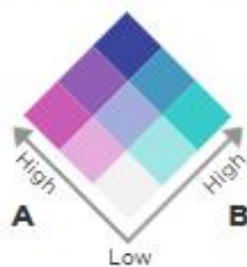
Fannin County, TX

Sources: US Census Bureau ACS 5-year 2016-2020

Dark Purple: Overlapping Households without Internet Access and Computers



Texoma 3 counties



A Household Without Internet Access

B Household Without Computer

Sources: US Census Bureau ACS 5-year 2016-2020



Households With Only Cellular Functionality



With Only Cellular Internet

19.3%

of total households

Texoma 3 counties

20.1%

of total households

Cooke County, TX

19.4%

of total households

Grayson County, TX

17.8%

of total households

Fannin County, TX

With Only Smartphone Device

13.9%

of total households

Texoma 3 counties

14.5%

of total households

Cooke County, TX

13%

of total households

Grayson County, TX

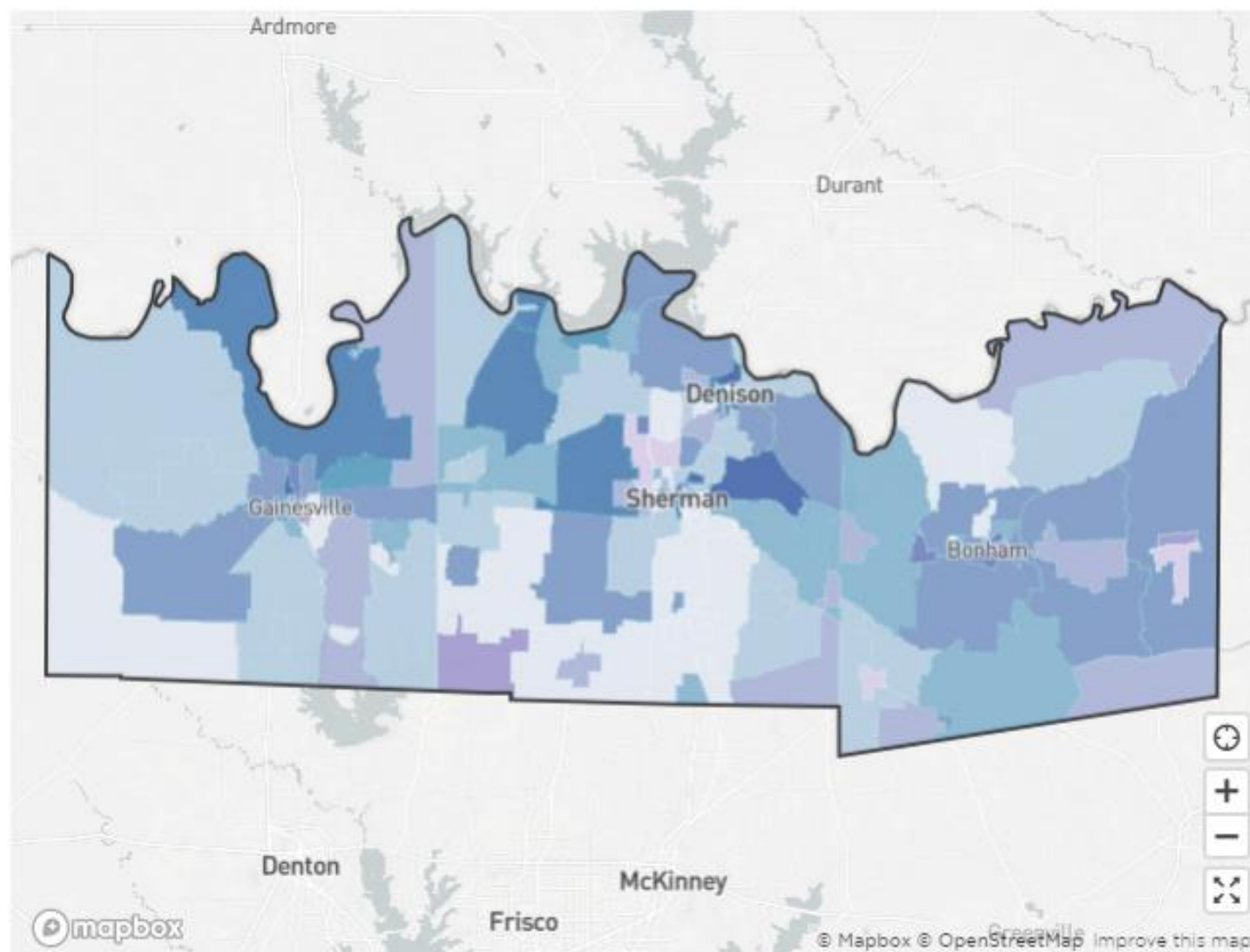
16.9%

of total households

Fannin County, TX

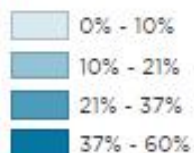
Sources: US Census Bureau ACS 5-year 2016-2020

Dark Purple: Overlapping Households With Only Cellular Internet And Smartphones As Only Computer




Texoma 3 counties

Households With Only Cellular Internet



Household With Smartphone As Only Computer



Sources: US Census Bureau ACS 5-year 2016-2020

What factors impact the digital divide?

Two factors that exclude communities from digital connectivity are **poverty and proximity**. If a household cannot afford a computer and an internet service provider, they are excluded. Also, if a household does not reside in an area with quality internet service, they are also excluded. View the [FCC's broadband speed guide](#) for more information on quality service.

Poverty: People cannot connect digitally if they cannot afford it.



Below Poverty Level

9,090

Households

Texoma 3 counties

1,672

Households

Cooke County, TX

5,784

Households

Grayson County, TX

1,634

Households

Fannin County, TX

Severely Cost Burdened

9.2%

of low income households

Texoma 3 counties

6.9%

of low income households

Cooke County, TX

10.1%

of low income households

Grayson County, TX

8.1%

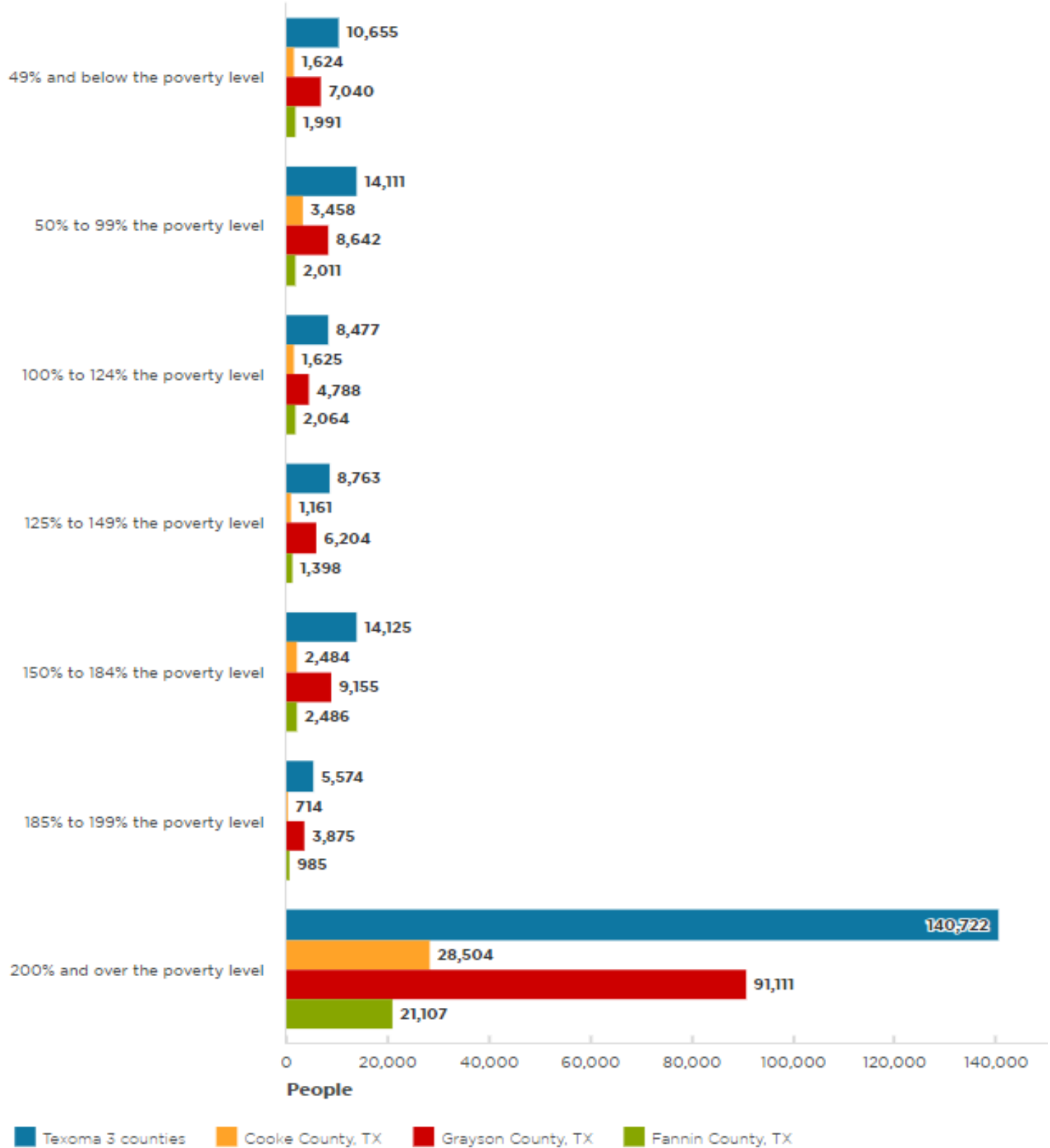
of low income households

Fannin County, TX

Sources: HUD CHAS 2014-2018; US Census Bureau ACS 5-year 2016-2020

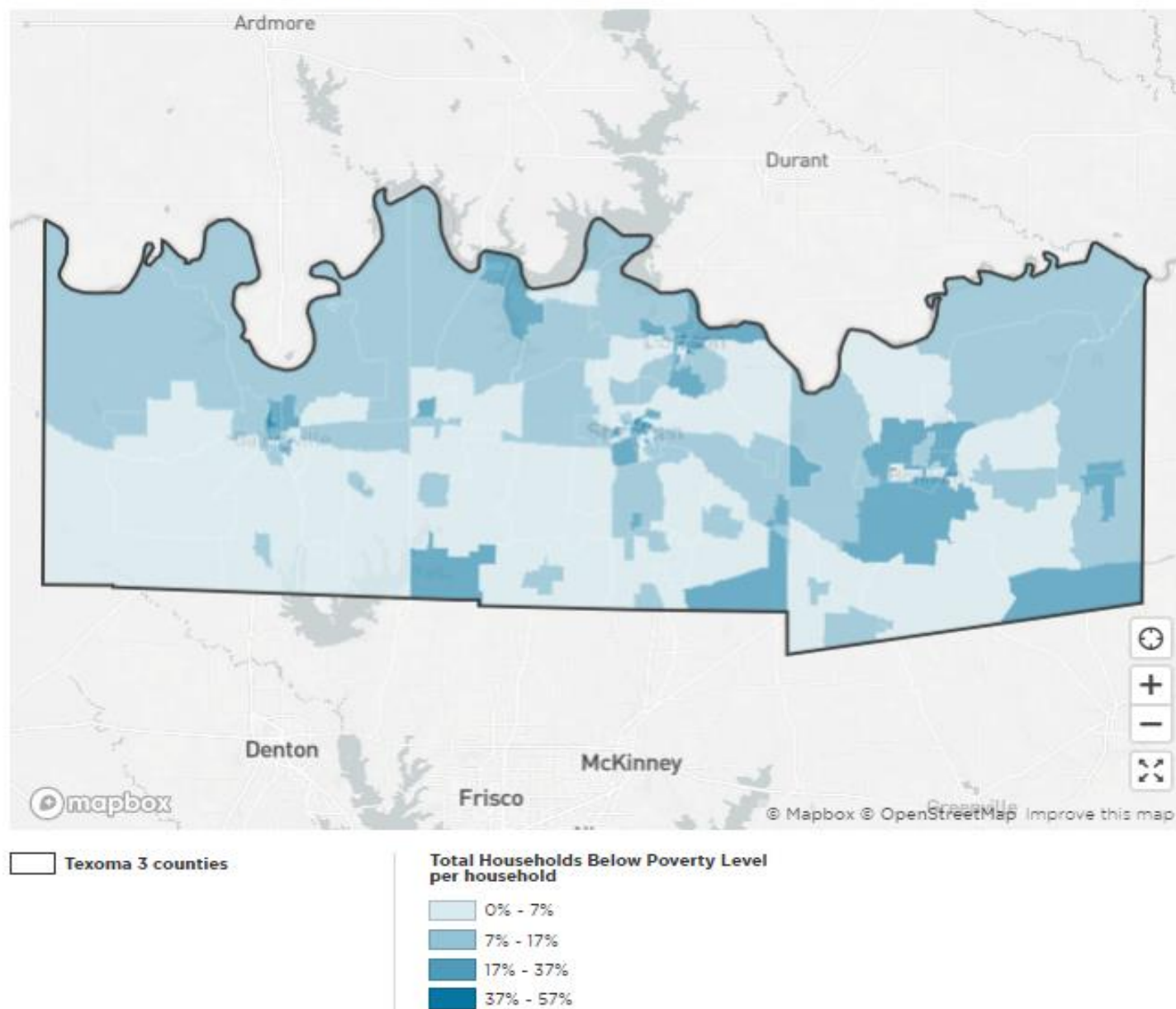
Note: Severely cost burdened are those households (owner or renter) whose monthly housing costs (including utilities) exceed 30% of their monthly income. Low income are those households (owner or renter) who earn up to 80% of the US Housing and Urban Development Area Median Family Income (HAMFI).

Income to Poverty Ratio



Sources: US Census Bureau ACS 5-year 2016-2020

Households Below Poverty by Census Block Group



Sources: US Census Bureau ACS 5-year 2016-2020

Who are most negatively impacted?

All households without access to digital connectivity are negatively impacted. However, some populations can be more vulnerable to longer-term impacts such as children enrolled in school, families with young children, and persons of color. Scroll through the pages below to explore more.



Page 1 of 3



Students

Disparity in online access for student populations can prevent school-aged children from participating in remote learning sessions, researching answers online, and submitting homework when studying from home.



Enrolled in Kindergarten to Grade 12

35,430

Students

Texoma 3 counties

6,953

Students

Cooke County, TX

22,816

Students

Grayson County, TX

5,661

Students

Fannin County, TX

Children in Household Under Age 18 Without Computer

1,360

Children under age 18

Texoma 3 counties

478

Children under age 18

Cooke County, TX

446

Children under age 18

Grayson County, TX

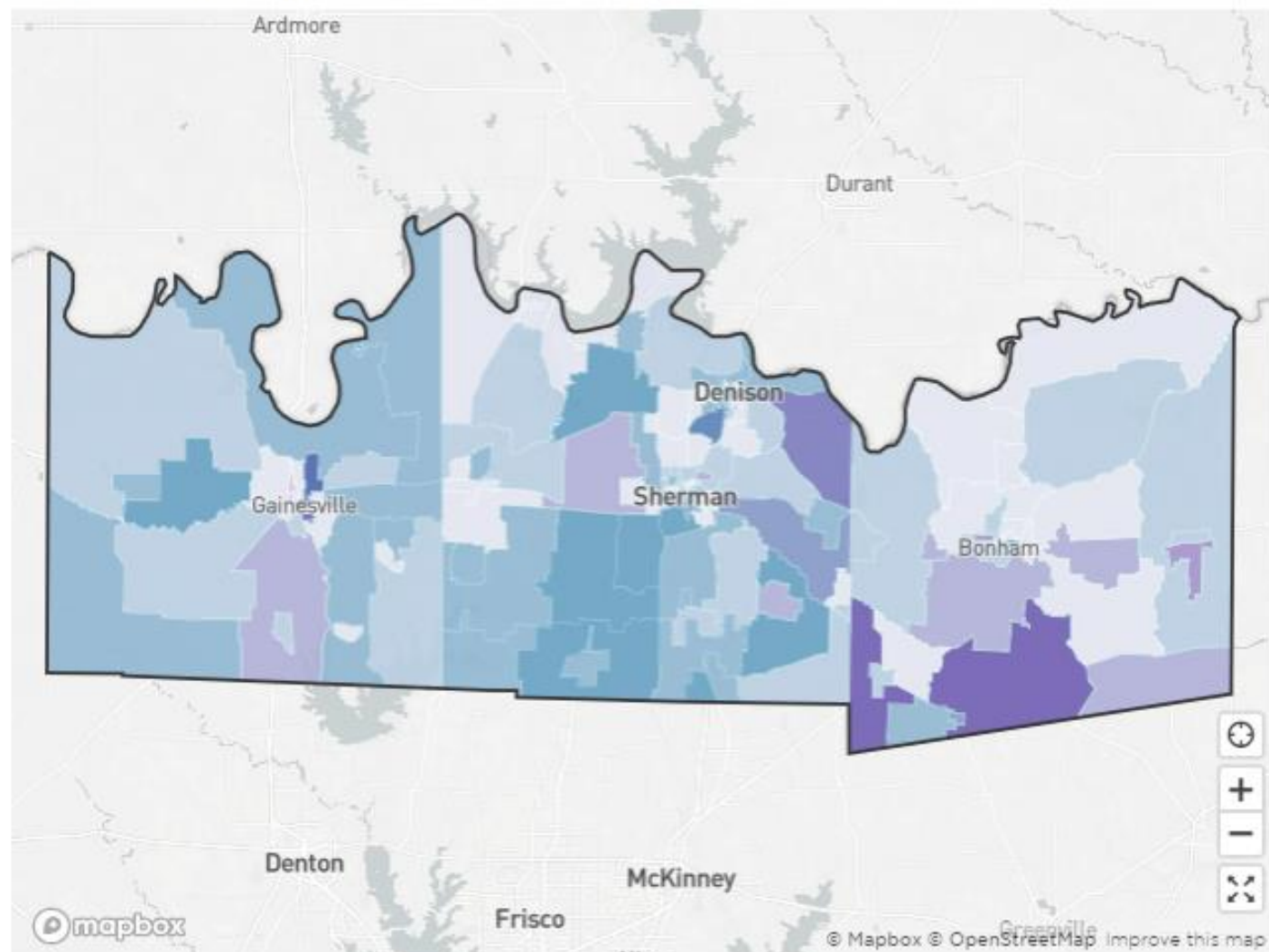
436

Children under age 18

Fannin County, TX


Sources: US Census Bureau ACS 5-year 2016-2020

Dark Purple: Overlapping Students Enrolled in K-12 and Children Without A Computer




Texoma 3 counties

Enrolled in Kindergarten to Grade 12



Children Under Age 18 Without Computer



Sources: US Census Bureau ACS 5-year 2016-2020



Families With Young Children

Families with young children that lack access to the internet or a computer may struggle applying for benefits or other services that directly affect their family and young children.



Young Children

12,914

Children under age 5

Texoma 3 counties

2,751

Children under age 5

Cooke County, TX

8,418

Children under age 5

Grayson County, TX

1,745

Children under age 5

Fannin County, TX

Young Children Below Poverty

2,703

Children under age 5

Texoma 3 counties

737

Children under age 5

Cooke County, TX

1,726

Children under age 5

Grayson County, TX

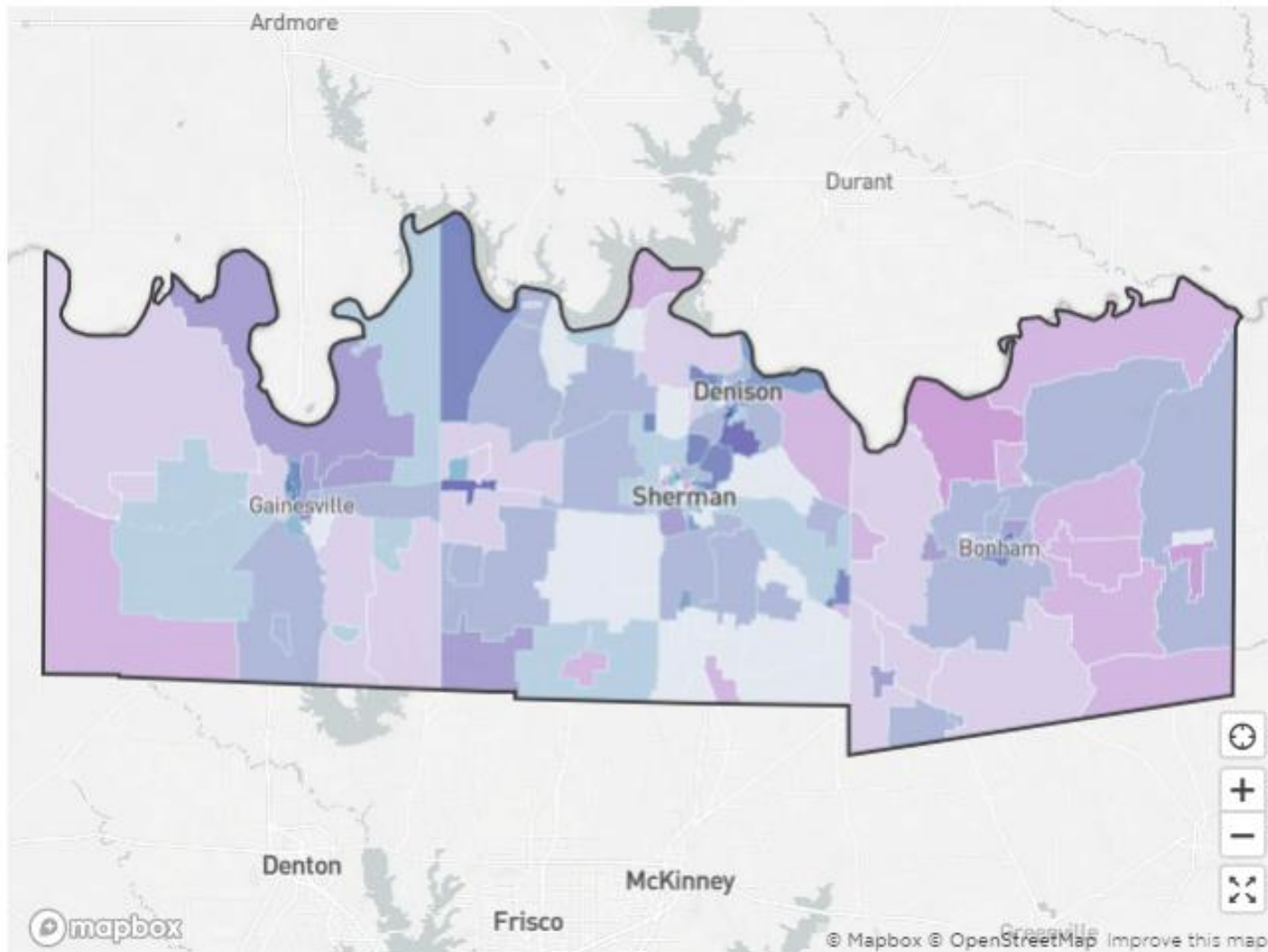
240

Children under age 5

Fannin County, TX

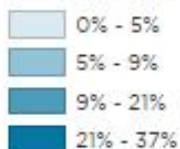
Sources: US Census Bureau ACS 5-year 2016-2020

Dark Purple: Overlapping Children Under Age 5 and Households without Internet Access

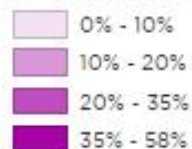


Texoma 3 counties

Children Under Age 5



Households Without Internet Access



Sources: US Census Bureau ACS 5-year 2016-2020



People of Color

The digital divide negatively impacts communities of color more often than white communities. While this is reflective of historic segregation, it demonstrates an ongoing gap in services that continue the divide.

Households without a Computer by Race



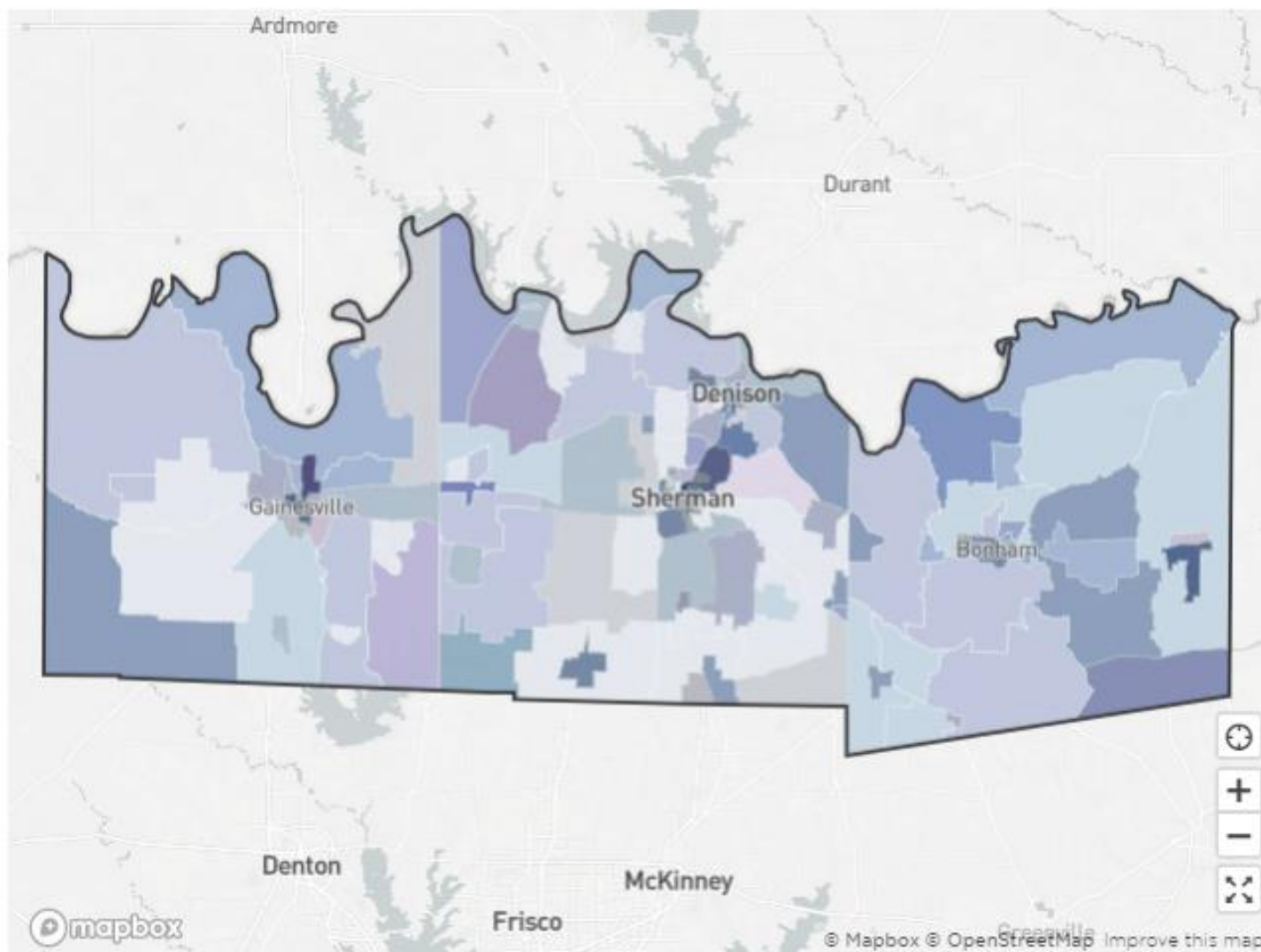
Kansas City, MO

Households Without a Computer

Black or African American	9.9%
Hispanic or Latino	4.9%
Native Hawaiian and Other Pacific Islander	20.1%
American Indian and Alaska Native	7.7%
Asian	0.2%
Two or More Races	3%
Other Race	6.7%
White	3.2%

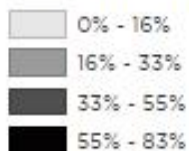
Sources: US Census Bureau ACS 5-year 2016-2020

Dark Purple: Overlapping People of Color with Internet and Computers Access

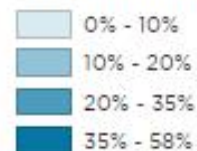


Texoma 3 counties

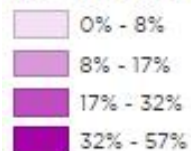
People of Color Population



Household Without Internet Access



Household Without A Computer



Sources: US Census Bureau ACS 5-year 2016-2020